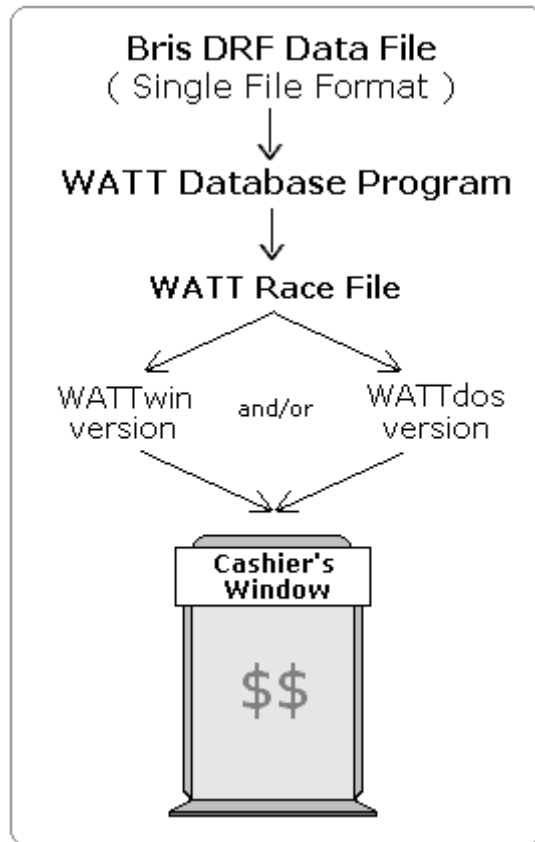


The Simplicity of Winning at the Track

The speed/pace program, ***Winning at the Track*** (WATT),
is fast, accurate, easy-to-use, and inexpensive.



*A WATT race file can be created
in 5 minutes, without typing,
two days before race day
... and for only \$1.00*

The WATT program accurately adjusts all distances, surfaces, and contour variances of past performances to today's race.

Major Features of the WATT software:

- Clear and easy-to-read graphics
- Interactive screens for handicapping
- Other useful statistics if needed

4	- LOOKS THE PART	91k82	6:1	4083+
7	- LADY DAY	90/87	5:2	4004
8	- BETTERN BISCT	84/66	8:1	3985
6	- SKIPPY-0	82/83	3:1	3974

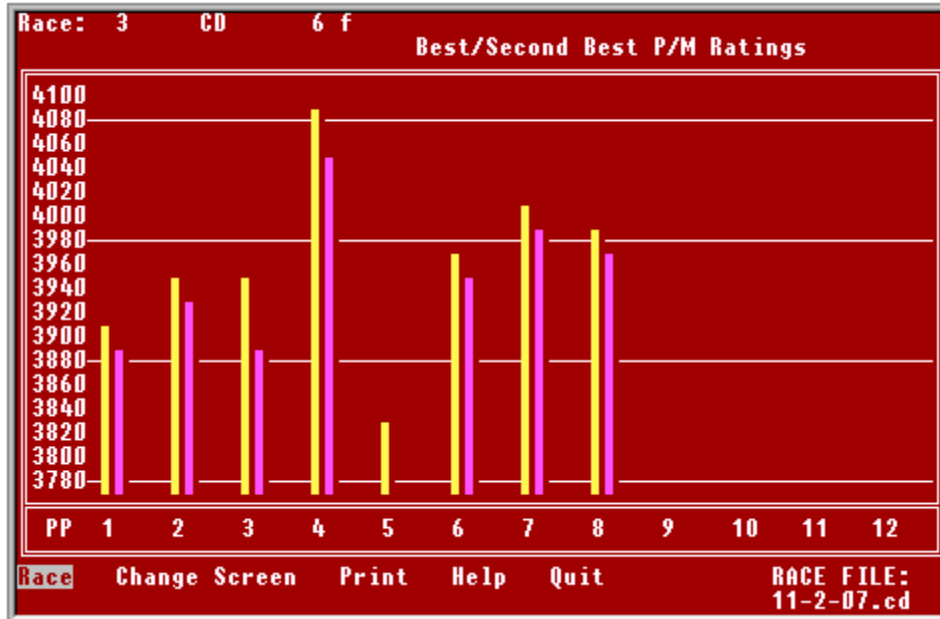
Summary of Best-4 contenders in each race

Handicappers please note:

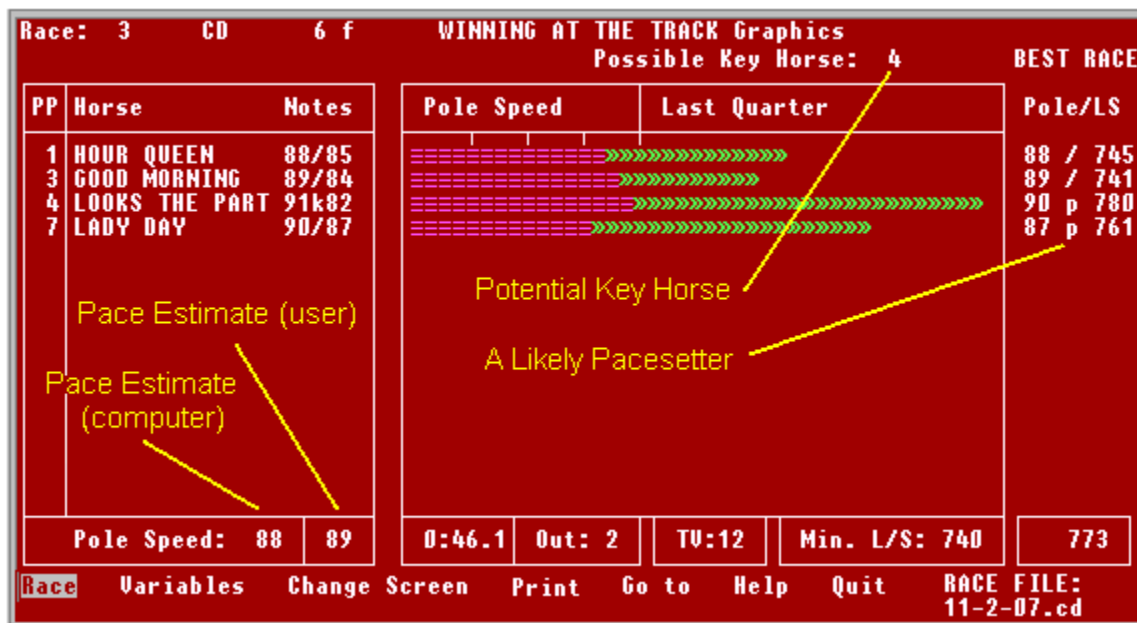
Our studies indicate that your "key horse" will appear among the Top-2 P/M Ratings 72% of the time and among the Top-3 85-90% of the time!

Churchill Downs		KY	November 2, 2007		Potential Key: 4		Contender(s): 4		
3rd Race			6 f						
PP	HORSE	Notes	Odds	Ability Factor	Pure Speed	Early Speed	Late Speed	Form	P/M RATING
1	HOUR QUEEN	88/85	5:1	450	85	276	751	82	3921
2	CLEAR CONSCIEM	85/74	8:1	450	87	266	761	85	3955
3	GOOD MORNING	89/84	9:2	454	84	279	754	80	3934
4	LOOKS THE PART	91k82	6:1	453	94	286	780	88	4083
5	CUZSHESCOZY	~88/79	15:1	444	79	283	733	0	3821
6	SKIPPY-0	82/83	3:1	462	86	261	763	82	3974
7	LADY DAY	90/87	5:2	458	89	284	762	88	4004
8	BETTERN BISCT	84/66	8:1	461	86	276	763	72	3985

Each race has a "P/M Table" that displays the overall capability of each horse.



The Graphics screen four shows the best and 2nd best P/M Ratings.



The "Pole Speed" rating tells how fast a horse can run to the 2nd call point. The "Last Quarter" rating shows his speed from the 2nd call point to the finish line.

PP	Horse	Notes	Morn. Line	Pole Speed
4	LOOKS THE PART	91k82	6:1	90
5	CUZSHESCOZY	~88/79	15:1	88
7	LADY DAY	90/87	5:2	87
2	CLEAR CONSCIEN	85/74	8:1	85

4	LOOKS THE PART	91k82	6:1	90
7	LADY DAY	90/87	5:2	90
3	GOOD MORNING	89/84	9:2	89
1	HOUR QUEEN	88/85	5:1	88

4	LOOKS THE PART	91k82	6:1	91
7	LADY DAY	90/87	5:2	86
3	GOOD MORNING	89/84	9:2	86
1	HOUR QUEEN	88/85	5:1	86

THE PACE ANALYST				
Expected Pole Speed.... 89 - 0:46.1				
Pure Speed Estimate.... 87 - 1:11.4				
Required Last Quarter..180 L/S 757				
CAPABLE AT THIS PACE: L/S				
~~~~~ Best ~~~				
4	LOOKS THE PART	91k82	90/185	780
8	BETTERN BISCT	84/66	74/192	763
6	SKIPPY-0	82/83	82/186	763
2	CLEAR CONSCIEN	85/74	85/184	761
7	LADY DAY	90/87	87/181	761
~~~~~ 2nd ~~~				
4	LOOKS THE PART	91k82	90/185	768
8	BETTERN BISCT	84/66	80/185	762
7	LADY DAY	90/87	90/181	761
6	SKIPPY-0	82/83	77/189	760
~~~~~ 3rd ~~~				
4	LOOKS THE PART	91k82	91/178	760
7	LADY DAY	90/87	86/182	759
00-			00/000	0000
00-			00/000	0000

Calc Pace	Display	Print	Go to	Help	Quit	RACE FILE: 11-2-07.cd
						Pacesetters: # 4 # 7

The "Pace Analyst" displays the best, 2nd best, and 3rd best efforts for all contenders.

For those who are curious, in the previous example, **Looks the Part** (#4) paid \$15.80 to win and \$7.60 to place.

**Are you a speed/pace handicapper?**

**If so, the WATT program was made for you!**

All WATT software includes full support if needed!

**Total Package \$299.95**

**HorseRacingUSA.com**

**Liberty Publishing Company, Inc.**

P.O. Box 4485  
Deerfield Beach, Florida 33442

(954) 426-9677